



Compassion Pet Pals Cubmaster Section



COMPASSION:

BSA Roundtable guide 2013-2014

Being compassionate means being kind and considerate and showing concern for the well-being of others. Cub Scouts will develop care and concern for the well-being of others by participating in the effort to collect items for charities.

How does this month's theme, Pet Pals, represent the Core Value of Compassion?

BSA Roundtable guide 2013-2014

Compassion is having care and concern for the well-being of others. Those others do not have to be people. This month we focus on having compassion for animals, especially our pets.

TRAINING

Props and costumes - *BSA Roundtable guide 2013-2014*

Review the skit "Razzle Dazzle" in chapter 5 of the *Cub Scout Leader How-To Book*.

Props and costumes add fun and pizzazz to a skit, song, story, opening or closing ceremony, awards, etc. If you want parents and volunteers to be excited about being in the pack and helping, then the packing meeting needs to be fun and have pizzazz. Are you a 'do as little as I can' leader or are you a 'Do Your Best' leader? This article is a great reality check and it has great ideas.

"Are You a Ziploc Pack???" by Sean Scott

Most leaders recognize that rank advancement ceremonies should be impressive and representative of the amount of work the boy has put into earning the award. But what about the belt loops, activity patches and other "smaller" awards your boys earn? Unfortunately, these awards are often given out using the "Baggie and Handshake" ceremony. You know, a baggie with the boy's name, and a hearty handshake. No offense, but that's not PHUN! And Scouting, especially *Cub Scouting*, is supposed to be PHUN!

What many leaders don't realize is that these "minor" awards can be a blessing in disguise—a chance to really make your meetings exciting, and get parents and boys alike pumped up about the Scouting program!

So how do you polish up your pack meeting to be shiny and baggie free? Use your imagination! There's no limit to what you can do to present awards to your boys, parents and leaders. Here are some ideas to get you started:

- ▲ Shoot your awards in on balloons...
- ▲ Tape awards to the undersides of Frisbees and throw them out to boys...
- ▲ Place the awards in a piñata...
- ▲ Hide the awards around the room and give each boy a treasure map that leads them to their award...
- ▲ Dish them out of a pot dressed as a chef. Or make cupcakes or a cake and stick them in the icing on top...

It doesn't need to be elaborate, just fun and memorable. Use costumes, props and your imagination. Anything that requires throwing, catching, hitting, running, jumping, breaking, popping, bouncing, stomping, rolling, crawling, climbing, swinging or dropping is bound to bring a smile to the face of a nine-year-old.

Don't be afraid to explore and write your own ceremonies! And make it PHUN!

For the whole article go to <http://usscouts.org/usscouts/bbugle/bb0703.pdf> page 5 Pack Admin Helps

Activity: Set up stations from the program "Differences Awareness Trail" found in the March pack meeting plans of the *Den and Pack Meeting Resource Guide*. <http://www.scouting.org/filestore/CubScoutMeetingGuide/pack/PackMeetingTipsMarch.pdf>

Differences Awareness Trail

Set up a variety of stations where boys can experience various physical challenges. Stations might include where boys:

Wear eyeglasses smeared with petroleum jelly to simulate impaired vision.

Place cotton in the ears or wear ear protectors to simulate impaired hearing.

Tie magazines around the knees to simulate walking difficulties. If available, have boys attempt to use a walker.

Are given a copy of the sign language alphabet. Have someone sign different sayings from a Cub Scout handbook.

Are given directions to perform a simple task from someone speaking in a foreign language.

Are given a copy of the Braille alphabet. From a Braille board made with dots of hot glue on a piece of cardboard, the boys try to "read" different words and phrases.

Have two fingers wrapped together to simulate a broken finger, then attempt to tie his shoe.

Use a balance board to simulate inner ear problems.

Use a pair of crutches or a walker and attempt to negotiate an obstacle course.

Use the non-dominant hand and attempt to write his name.

Wear heavy work gloves to stimulate difficulty with gripping objects and try to stack pennies.

Use only one arm and try to put on and button up a jacket or sweater.

PACK IDEAS

Service Project *BSA March Pet Pals*

Conduct a pet food/supply drive for the local animal shelter or pet rescue facility. Provide the boys with a list of suggested donations a week or more prior to the pack meeting. (Follow up with an email to parents to let them know of the project at least one week prior to the pack meeting. A second email the day before the pack meeting would be a nice reminder.) Each den can decorate a box with pictures of animals to hold the food/supplies that they collect. These boxes can be used to help decorate the den tables where each den displays its work for the month.

Animal Rescue *BSA March Pet Pals*

Contact your local Red Cross chapter and ask if they could send a speaker from their animal rescue area to tell about how they rescue animals after disasters and work to reunite these animals with their owners. If you do not have this resource available, invite someone from the local animal shelter to tell about the compassion their animals need.

PRAYER / DEVOTIONAL

Prayer: *BSA Roundtable guide 2013-2014*

May each person here always remember how very important it is to show care and concern for all animals. May we always do our best to care for our pets. May each of us become a truly compassionate person.

Prayer (Cub Scout or Leader) *BSA March Pet Pals*

“May each person here always remember how very important it is to show care and concern for all animals. May we always do our best to care for our pets. May each of us become a truly compassionate person.”

Cub Scout Roundtable Leaders' Guide – Baloo's Bugle April 2005 Pet Pals

Chief Seattle said, “What is man without the beasts? If all the beasts are gone, man would die from great loneliness of spirit. For whatever happens to the beasts soon happens to man. All things are connected. **AMEN**”

Santa Clara County Council – Baloo's Bugle April 2005 Pet Pals

“A boy can learn a lot from a dog: obedience, loyalty, and the importance of turning around three times before lying down.” – **Robert Benchley (1889 - 1945)**

“If a dog jumps in your lap, it is because he is fond of you; but if a cat does the same thing, it is because your lap is warmer.” – **Alfred North Whitehead (1861 - 1947)**

“I like pigs. Dogs look up to us. Cats look down on us. Pigs treat us as equals”. **Sir Winston Churchill (1874 - 1965)**

WELCOME AND INTRODUCTIONS

The Cubmaster welcomes everyone to the meeting and thanks those who helped set up. Introduce guests and thank them for attending.

Sing the “Welcome Song” found in the song section of the handout.

SITED WORKS

BSA Pack Meeting Plans: Download Monthly Pack Meeting Plans [Character Connection and three supplemental plans for each month]

<http://www.scouting.org/scoutsources/CubScouts/Leaders/DenLeaderResources/DenandPackMeetingResourceGuide/PackMeetingPlans.aspx>

BSA Roundtable guide 2013-2014 http://www.scouting.org/filestore/training/pdf/511-410_WB.pdf

BSA March Pet Pals http://www.scouting.org/filestore/CubScoutMeetingGuide/pack/March_2013.pdf

BALOO'S BUGLE <http://usscouts.org/bbugle.asp> Pet Pals April 2005; Our Feathered Friends March 2006; and Bugs & Things March 2000

Other themes in Baloo's Bugle:

Compassion <http://usscouts.org/bbugle/bb1102-P.pdf>

Planting Seeds of Kindness <http://usscouts.org/bbugle/bb0810.pdf>; <http://usscouts.org/bbugle/bb1202P.pdf>;
<http://usscouts.org/bbugle/bb0804.pdf>

Aware an Care <http://usscouts.org/usscouts/bbugle/bb9903.pdf>; <http://usscouts.org/usscouts/bbugle/bb0403.pdf>;
<http://usscouts.org/usscouts/bbugle/bb0103.pdf>

GATHERING / PREOPENING ACTIVITIES

Animal Scramble - BSA Roundtable guide 2013-2014

Materials: One index card per player, pencil or pictures of animals, tape or pins

Write the names of common animals on index cards or put a picture of the animal on each card. (Pictures will allow younger children to give more accurate answers.) Pin or tape the card on the back of each player's shirt. Players ask questions of other players to get clues to their own identities. They should ask only one question of each person and have that person ask one question of them so they can mingle with the other players. Answers are limited to "yes," "no," "maybe," and "I don't know." Players continue to ask questions to discover characteristics about their animal until they are able to guess who they are. A player might ask questions such as: "Am I a predator?" "Do I have a tail?" "Do I have four legs?" "Am I active at night?" "Do I live in the forest?"

Bingo - BSA March Pet Pals

As people arrive, give them a bingo card and a pencil or crayon with the instructions below. Note who gets the first bingo. During the meeting, recognize this person as well as the one who has the most bingos and the person who filled the most squares.

Instructions: Find someone to sign or initial the squares on your bingo card. Each person can sign your sheet only once, and you can't sign your own. Get five in a row vertically, horizontally, or diagonally for a bingo. When you have a bingo, shout, "And bingo was his name-O!" Then continue getting more people to sign. How many more bingos can you get?

Option 1: Go to <http://print-bingo.com> to create a free, customized set of bingo cards where you list the words to fit the types of pets that the boys in your pack have.

Option 2: Use the premade bingo card provided at the end of this meeting plan.

B	I	N	G	O
Has a dog	Wishes they had a boa constrictor	Has a pet bigger than he or she is	Has never had a pet	Has a pet bird
Has never had a pet bug	Has a pet that is more than 3 years old	Has a pet turtle	Has a brown pet	Has a pet with big ears
Has fed their pet today	Wishes they had a pet right now	FREE SPACE	Has a pet chicken	Has a pet that lives in a cage
Has a pet rat	Has an aquarium	Has a pet that is noisy	Has a cat	Has a dog and a cat
Has a white pet	Has a pet with a black nose	Has a pet lizard	Has a pet that has had babies	Has a pet that likes to eat carrots

Recognize the boys with the first bingo, most bingos, and the most squares signed. Present them with their own "pets"—a small package of fish-shaped crackers.

Paper Plate Pets - Pow Wow Book

(materials: paper plates, markers or crayons, cotton balls, yarn, construction paper, pipe cleaners, craft sticks, etc.)

Have the boys make their favorite pet with the paper plates, using the back of the plate for the front of the face. You can put the craft stick at the bottom of the plate as a handle to make it into a puppet.

Meet My Pet - Pow Wow Book

Tell us about your pet. If you don't have one, write about a pretend pet.

My pet is a _____.
 Its name is _____.
 My pet is about _____ inches tall and is the color _____.
 My pet's birthday is _____.
 It's age is _____.
 I got my pet from _____.
 I feed my pet _____.
 I keep my pet neat and tidy by _____.
 My pet sleeps in _____.
 My pet loves to _____.

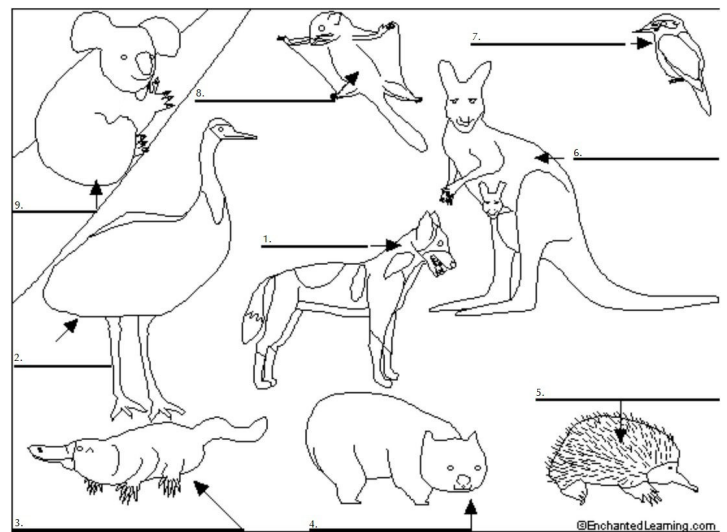
What Animal Am I?

Pow Wow Book

- My coat is shaggy, my tail is waggy, I'm man's best friend, so they say. I like to slurp, and will even work, and love to engage in horseplay. (Dog)
- Is it right that I am white, with stripes of black amusing? Or am I black with white rick-rack? It's really quite confusing. (Zebra)
- I crawl on my belly, I'm never smelly, But most folks try to keep away. I smell with my tongue, like to bask in the sun, an don't much like to play. (Snake)
- I honk and waddle, in water I paddle, When we're in a crowd, it's a gaggle. Although I'm a bird and my tail is curled, I always win, in a haggle. (Goose)
- I can sing like an oboe, they call me a lobo, I like to live in a pack. I can live in desert, prairie, mountains or snow, If I eat one little sheep they go loco! (Coyote)

Pets in Australia - Joyce Warby District 14 Great Salt Lake Council

Dingo Duck-Billed Platypus Echidna
 Emu Kangaroo Koala
 Kookaburra Sugar Glider Wombat



Answers: 1. Dingo; 2. Emu; 3. Duck-Billed Platypus; 4. Wombat; 5. Echidna; 6. Kangaroo; 7. Kookaburra; 8. Sugar Glider; 9. Koala

OPENING / FLAG CEREMONIES

Always Do Your Best

BSA Roundtable guide 2013-2014

Materials: Four boys

Cub Scout 1: A good Cub Scout remembers to feed a pet and take care of it always. (Holds up card that says “Always.”)

Cub Scout 2: Pets need company and someone to play with. Left alone, a pet becomes lonely. Playing and spending time with your pet is the right thing to do. (Holds up card that says “Do.”)

Cub Scout 3: Always remember that your pet needs your care and it is your responsibility. (Holds up card that says “Your.”)

Cub Scout 4: Pets often learn to greet you when you get home from school. Knowing that a pet likes to be with you is the best. (Holds up card that says “Best.”)

ALL: With your pets, always Do Your Best!

All I Really Need to Know I Learned From My Dog

BSA Roundtable guide 2013-2014

This also could be an opening, closing, or a series of run-ons.

Personnel: Narrator and any number of Cub Scouts

Setting: Have lines on back of cards with pictures of dogs on the front. Follow readings with the Pledge of Allegiance. Combine lines to accommodate the number Cub Scouts.

Narrator: All I really need to know I learned from my dog. Here are some examples: (Select the lines you wish to use. Use as many Cub Scouts as you wish.)

- There’s nothing like the pure ecstasy of fresh air and the wind in your face.
- When loved ones come home, always run to greet them.
- Take naps, and stretch upon rising.
- Run, romp, and play daily.
- Be loyal.
- Never pretend to be something you’re not.
- Eat with gusto and enthusiasm.
- If what you want lies buried, dig until you find it.
- When you leave your yard, make it an adventure.
- Bond with your pack.
- On cold nights, curl up in front of a crackling fire.
- When you’re excited, speak up.
- When you’re happy, dance around and wag your entire body.
- Delight in the simple joy of a long walk.
- On hot days, drink lots of water and lie under a shady tree.
- Playtime is important.
- Every day can be an adventure.
- Sometimes a bark is worse than a bite.
- Too much of anything will make you sick.
- It’s hard to stay mad at something cute.
- Looking adorable or pitiful can work in your favor.
- It’s nice to be taken care of.
- Accidents happen.
- Play nicely with others and they’ll play nicely with you.
- Stop and smell the roses, the dirt, and the grass.

Ode To Animals

by Joyce Warby Pow-Wow 2004

As Cub Scouts, we share our world with our pet pals... Wolf, Bear and Webelos dens. In Wolf den, we walk like an elephant, leap like a frog, just hop like rabbits and do the crab walk. We don’t monkey around but use our Cub Scout manners. We learn to sing cu\such songs as “Old McDonald had a Farm...for part of the music achievement.

When we are BEARS we are so hungry we could eat a horse. We roar like a lion or hoot like an owl when involved in fun activities, even if we just play the game of “Fish”. If we don’t do our best in all that we do, we’ll be in the doghouse for sure. In Bear achievement #20, the Cubs hammer like woodpeckers to make a bird feeder. As WEBELOS we snorkel and learn to swim like a fish for Aquanaut. In Handyman we get to wash a car and if we are lucky get as wet as a drowned rat in a fun water fight. In time we grow into scouts as tadpoles turn into frogs. And eventually we learn to soar like Eagles.

Join with us now as we pledge our allegiance to his great country that allows us the privilege to share our world with our animal friends and partners.

Opening Our Eyes

York Adams Council – Baloo’s Bugle March 2000 Bugs & Things

Personnel: 6 Cub Scouts, looking around the stage.

Cub #1 - What’s that up in the sky - a dragon, a plane, a cloud?

Cub #2 - I’ve seen lots of bugs, but never one like this, have you?

Cub #3 - That’s a pretty bird up in that tall tree; I wish I knew what kind it was.

Cub #4 - I wonder if we could play ball or maybe even have a picnic out here.

Cub #5 - Let’s ask our Den Leader or our parents. I’m sure they will let us.

Cub #6 - Boy, you guys have really opened up my eyes to all the fun we can have by sharing the things we’re interested in.

Together - Would you please stand, and join us in the Pledge of Allegiance.

God’s Handiwork

York Adams Council – Baloo’s Bugle March 2000 Bugs & Things

Personnel: Cub Scouts

Equipment: Each boy holding a nature scene

Setting: Boys lined up in front of audience.

Cub #1: We’ve learned a lot about taking care of this wondrous planet of ours.

Cub #2: We will protect and clean up the air, so all can enjoy the stars.

Cub #3: We won’t litter our fields and streams or throw our trash on the roads.

Cub #4: We will enjoy all the sun’s beams and protect the homes of the toads.

Cub #5: Nature is truly a wondrous thing. God’s handiwork is everywhere.

Cub #6: In flowers and trees and butterfly wings, in clean water,

clean fields and clean air.

ADVANCEMENT & RECOGNITION CEREMONIES

Rescue Dog

BSA Roundtable guide 2013-2014

Materials: Have a stuffed dog with a red vest or saddle bags marked “rescue.” Awards can be placed in a pocket on the sides of the vest or in a barrel tied under the dog’s neck that can be made out of a large cardboard tube.

Cubmaster: Gentlemen, when a rescue dog comes to someone’s aid, he shows compassion—he is helping to care for the person. It is so important that we show special compassion not only for rescue dogs, but for all animals. Guys, tonight we need a rescue — we need someone to bring our awards. (The assistant Cubmaster runs in carrying Rudy the Rescue Dog.)

Assistant Cubmaster: Look who I found by the front door.

Cubmaster: Wow! We are so lucky. Rudy the Rescue Dog has arrived just in time with the awards for our Cub Scouts. Let’s show him how much we appreciate him by giving him a big hand. Now let’s celebrate by presenting the awards earned this evening. Will (call the name of the Cub Scout to receive the award) and his parents please come forward? (Cub Scout’s name) has earned (name of the award). (You may call up Scouts in groups by awards being presented. For example, all boys who have earned the Bobcat award can be called forward at the same time.)

Animals Are Important In Cub Scouting

Pow Wow Book

(props: Large pictures of the Ranks of each Den)
People have long admired and loved animals for their appearance, qualities and character. The symbol of our country is an animal...the bald eagle. He is a beautiful bird and yet he is strong. Animals are important in Cub Scouting, too.
(Show the Bobcat card)

The Bobcat is a swift, skillful hunter and the smallest of the wild cats. Bobcats in Scouting are the newest Scouts, who will learn skills and pursue the Wolf badge. Will the following Cub Scout come forward to receive his Bobcat badge? (award the badge)

(Show the Wolf card)

The Wolf works in a group to hunt. The Wolf is a loyal animal that keeps the same mate for life. Wolves in scouting work in groups to learn leadership and develop skills. Will the following Cub Scouts come forward to receive their Wolf badge? (award the badges)

Show the Bear card)

The Bear is a large creature that can be fierce if angered, but is normally peaceful and non-aggressive. Bears are bigger Cub Scouts who always show consideration to those smaller, and strive to live peacefully with others. Will the following Cub Scout come forward to receive his Bear badge? (award badge)

Show Webelos card)

While earning the Naturalist activity badge, Webelos learn about the animals in our world and how they behave and how they help us. The Outdoorsman activity badge teaches Webelos how to protect the habitats of our animal kingdom. The following Cub

Scout has earned his Webelos badge. Will _____ please come forward.

Best Friends Advancement

BSA Roundtable guide 2013-2014

Cubmaster: You know, I think that old saying about a dog being man’s best friend is true. My best friend is my dog.

Assistant Cubmaster: Goldfish are nice!

Wolf leader: Not me. My best friends have been Bobcats. But now they all want to be Wolves.

Cubmaster: Wolves!

Assistant Cubmaster: I said, goldfish are nice.

Wolf leader: I have a list of my friends here now. They worked so hard that now their wish can come true and they will be Wolves.

Cubmaster: Let me see that list. Will the following Cub Scouts and their parents please step forward? (Calls out list of names.)

Cubmaster: Having completed all the requirements and doing your best, I hereby present to you this patch and card to show that you have now become Wolves. (Presents awards and shakes hands.)

Cubmaster: Now Wolves, please present these pins to your parents as a token of your appreciation for their support in helping you fulfill your wish. (Hands pins to the boys, who present pins to their parents.)

Bear leader: My best friends all want to become Bears.

Cubmaster: Bears!

Assistant Cubmaster: Goldfish are nice.

Cubmaster: (Repeats process for Bear Scouts.)

Webelos den leader: My best friends all want to become Webelos Scouts.

Cubmaster: Webelos? What kind of pet animal is a Webelos?

Webelos den leader: A wild one.

Assistant Cubmaster: I still think goldfish are nice.

Cubmaster: (Takes list of Webelos Scouts from den leader and repeats process.)

Cubmaster: In conclusion, our assistant Cubmaster hereby receives the Friends of the Goldfish award! (Hands him a bag of Goldfish crackers.)

Assistant Cubmaster: My favorite!

Feathered Friends

Heart of America Council – Baloo’s Bugle March 2006 Our Feathered Friends

Props:

A tree – made out of cardboard or a limb from a real tree.

A low, white picket fence made from cardboard around the tree enclosing a flower bed. Flowers may be real or artificial.

Arrange the tree so that a part of it is behind a cardboard cloud or a screen of some sort.

A wire should run from behind the cloud or screen to the podium. Fake birds with hooks attached to the wire.

Ceremony

✓ As each boy is called for his award, he is asked to imitate a bird call.

✓ In answer, a bird flies down the wire with the award in his beak.

✓ Comments during this ceremony could include information about the kinds of birds and their habitat.

CUBMASTER'S MINUTE

Cubmaster's Minute: *BSA Roundtable guide 2013-2014*

Lord Baden-Powell, the founder of Scouting, said, "An animal has been made by God, just as you have been. He is therefore a fellow creature." Gentlemen, tonight we have focused on the Core Value of compassion. We have been reminded that compassion is showing care and concern for others. Tonight we have focused on showing care and concern for animals, especially our pets. Remember what Lord Baden-Powell said—animals are fellow creatures and we should treat these creatures with compassion, just as we treat each other with compassion. As we grow in Scouting and in our lives, may we strive every day to show compassion to all creatures.

Pow Wow Book

Once there was a farmer who had a cantankerous old mule that was always looking to give the man a kick if he could. One day the mule fell into the well. After assessing the situation the farmer decided that neither the mule nor the well was worth the trouble of saving. He started hauling dirt to the well and shoveling it down to bury the old mule to put him out of his misery. At first the mule was hysterical when the dirt started hitting his back but as the dirt continued to descend a thought struck him. It dawned on him that every time a shovel of dirt landed on his back, HE COULD SHAKE IT OFF AND STEP UP! This he did, blow after blow, "Shake it off and step up...shake it off and step up!" He repeated this to encourage himself. No matter how distressing the situation seemed, the old mule fought panic and just kept right on SHAKING IT OFF AND STEPPING UP!

It wasn't long before the old mule, dirty and exhausted, STEPPED TRIUMPHANTLY OVER THE WALL OF THAT WELL! What seemed like it would bury him actually helped him...all because of the manner in which he handled adversity. That's life! If we face our problems and respond to them positively and refuse to give in to panic, bitterness or self-pity...THE ADVERSITIES THAT COME ALONG TO BURY US USUALLY HAVE WITHIN THEM THE POTENTIAL TO BENEFIT US!

Don't Give Up: Pow Wow Book

To be good at anything you have to believe that you can do it and then practice it until you can. There's no easy way to become an expert. You have to keep at it, over and over. There may be times when you think you just can't make it, but don't give up because it seems hard. Few things are worth doing that are easy to do at first.

History: Pow Wow Book

In the year 2006, the Cub Scouts celebrated their 75th anniversary of Cub Scouting. Did you know that Hogle Zoo is over 75 years old too? Did you know that hundreds of animals, reptiles and birds from all around the world make their home at the Zoo? Did you know that 700,000 people visit the Zoo each year? Who's at the Zoo this year "Watching us, watch you"?

Freedom: Pow Wow Book

Boys, I want to tell you a story that has a meaning. There was a boy that had three turtles. They had a beautiful terrarium with rather low sides. They had everything they needed except one thing...FREEDOM. Every chance they had, they would climb out.

People in many countries in this world lack the same thing... FREEDOM. But not in America. In America we have Freedom of Speech, Freedom of the Press, Freedom to go wherever we chose, the Freedom to Worship God as we wish and the Freedom to choose people to govern us. A boy like you can grow up to be whatever he dreams of being. This is why I love America. Don't you?

BUGS AND THINGS

*Contributed by Scott Thayer - Sequoia Council, California
Baloo's Bugle March 2000 Bugs & Things*

You can learn a lot about life by watching insects. Have you ever taken time to watch a colony of ants? They are always busy, working together, doing what needs to be done without complaining. The Greek writer Aesop told a story about the ants and the grasshopper. All summer long the ants worked hard to gather and store food for the winter. Meanwhile, the grasshopper wasted its time, playing and singing in the long grass. In the fall, when the rain came and the cold wind blew, the grasshopper became hungry and asked the ants for something to eat, but by that time the ants only had enough food for themselves. There is an important lesson in this insect story for us. Work is a good thing. It brings a sense of purpose and accomplishment to our lives, and we all need that. And working together with others – like the ants do – makes it possible for us to get more done than we could do by ourselves. There is a time for playing and singing, but there is also a time for working. Always make time in your life for both.

Bug

Heart of America Council *Baloo's Bugle March 2000 Bugs & Things*

Personnel: 8 Cub Scouts

Equipment: Each with a poster of a bug

1st Cub: There was a little bug who had the blues,
And he cried because he had no shoes.

2nd Cub: He walked around with six bare feet, and hid them
when other bugs he would meet.

3rd Cub: Such a small, sad bug was he, until one day he
chanced to see,

4th Cub: A happy, wiggley worm crawl by, with a smile as big
as the sky.

5th Cub: That really made the bug feel bad, for all the time
that he was sad.

6th Cub: And just because he had no shoes that worm didn't
even have feet for shoes!

7th Cub: The little bug is smiling now, because he finally
learned how,

8th Cub: To always be thankful for what you've got no matter
how little, no matter what!

CLOSING / FLAG CEREMONIES

Closing Ceremony: If a Dog Can

BSA Roundtable guide 2013-2014

Materials: None

With all the wonderful skills dogs can learn, there is one thing they cannot do. Dogs cannot see colors. As a matter of fact, monkeys and apes are the only animals that can see colors. Do you ever feel like you cannot do something because you are too small, too clumsy or too young? Well next time you do, remember the dog and how he can retrieve objects, guide the blind, track lost people, and more, all without being able to distinguish colors.

Friends - BSA March Pet Pals

Have each Scout make a card with a picture of his pet or a selected animal. Print his part in large letters on the back side of the card. Feel free to use whatever animals you want. Do not be limited by these ideas.

CUB SCOUT 1: My best friend is my pet dog. I walk him, feed him, water him, and brush his fur to keep him clean. My folks take him to the vet to get his shots. He thanks me by being my friend and by saying bow-wow-wow-wow. *(The Scout continues to bark.)*

CUB SCOUT 2: I learn responsibility by taking care of my cat. I care for her. I like to hear her purr when I pet her. She thanks me by saying, meow-meow-meow. *(The Scout continues to meow.)*

CUB SCOUT 3: I care for my friend, the snake. I keep him in his cage and watch him slither around. He doesn't make much noise, but when he does it sounds like hiss-sssss-sssss *(The Scout continues to hiss.)*

CUB SCOUT 4: I care for my bird, and my bird is my friend. I clean his cage every day and hear him say, tweet-tweet-tweet-tweet. *(The Scout continues to tweet.)*

CUB SCOUT 5: I care for my hamster. I feed him and watch him running in his wheel, squeaking like this all night long, squeak, squeak, squeak. *(The Scout continues to squeak.)*

CUBMASTER: These Cub Scouts learn to be friends by being a friend to a pet. There are many different kinds of pets out there, just as there are many different types of friends. By being kind, showing compassion, and being responsible for our pets, we learn to be kind and responsible to our friends, too. Thank you all for joining us this evening.

Feather of Peace

Heart of America Council - Baloo's Bugle March 2006 Our Feathered Friends

The "Feather of Peace" is a white eagle feather with a small bell tied to the end of it. This is great for use as a closing ceremony in your den or perhaps even when it is your Den's turn to do a closing ceremony. Dim the lights (preferably), **Narrator** - This is the Feather of Peace. Will everyone please remain quiet as we pass the feather around the room in silence from person to person. As you think of what peace means to you, ring the bell, then pass it on.

Narrator concludes with: "Peace to all."

Learning from Geese

Sam Houston Area Council - Baloo's Bugle March 2006 Our Feathered Friends

Perhaps this month you have noticed large flocks of geese flying back north after spending their winter and nesting on the warm Texas gulf coast. As you watch the V's of birds flying, you will notice that almost every bird takes a turn leading the flock. Why? Because that bird works the hardest to fly against the wind and everyone behind him is able to rest a little bit before taking their next turn. One goose alone would find it very difficult to migrate the hundreds and thousands of miles that these flock travel. Each of you boys will have your opportunities to be leaders. When it's your turn, do your best to lead the way for the others in your Dens. When it's not your turn to lead, it is your turn to follow and be an active part of the Den. Only when the Den (and the flock) works together, can you travel as far as you want to go.

Birds

Heart of America Council - Baloo's Bugle March 2006 Our Feathered Friends

Nature uses birds in unique ways. When birds eat food and then migrate, they spread seeds to other areas. Yellowstone National Park has some delicious wild strawberries. It's great for a bird to spread these seeds. However, farmers would not spread Canadian Thistle. Some of their impact is for good, while others impacts are questionable. In the same way, we impact those around us. Our actions affect our family and friends. Let's try to always do our best and make all our impacts positive..

Cubmaster Thought - Birds:

Heart of America Council - Baloo's Bugle March 2006 Our Feathered Friends

CM begins, "The following article appeared in the 1972 Boy's Life."

Cub Scout Timmy Timmerman of Den 1, Pack 74, in Sarasota, Florida, was the subject of one of the headline stories in his local newspaper for lending a helping hand to a baby bird.

He found the feathery infant in his yard with no sign of a nest near by. He took the baby bird to the veterinarian, who suggested a special diet. Timmy nurtured the little bird, and the nestling thrived.

Timmy started giving the growing bird flying lessons and eventually had the little one ready for a take-off. Timmy felt very proud of himself as he let the beautiful bird flyaway into the sky to soar where it belonged."

Birds form one of the 5 groups of "Higher Animals." They are so important, so useful, and so interesting that thousands of people watch and study birds as a fascinating hobby. One thing sets birds apart from all other animals. Birds are the only living creatures with feathers. Birds molt or shed their feathers evenly on both sides, as they must be perfectly balanced to be able to fly. If a boy has good leaders and parents that give him support, the Cub Scout program will help balance our boys and prepare them for a take-off, like Timmy did with his baby bird.

Thanks for your support and good night.

AUDIENCE PARTICIPATION

Little Rabbit *BSA Roundtable guide 2013-2014*

Divide audience into four groups. Assign each group a part to perform when the designated word is read in the story.

Little Rabbit: "Hoppity hop."

Mother Rabbit: "Oh dear."

Feather: "Flutter, flutter."

Forest: "Rustle, rustle."

There was once a **Little Rabbit** who didn't mind **Mother Rabbit** very well; and never, never told her where he was going when he went out to play. One particular day,

Little Rabbit was playing just outside his house when a pretty **feather** came floating by. **Little Rabbit** found that when he threw the **feather** in to the air, the wind would carry it tumbling along. Poor **Little Rabbit** completely forgot **Mother Rabbit's** orders about not straying and kept throwing and following the **feather** until he was deep, deep into the **forest**.

All of a sudden, **Little Rabbit** discovered that he was lost. This part of the **forest** was strange to him. **Little Rabbit** forgot all about his **feather** and started running and running, trying to find his way home. Everywhere **Little Rabbit** ran, the **forest** grew stranger and stranger. He missed **Mother Rabbit** very much. **Little Rabbit** knew **Mother Rabbit** would be worried about him and he felt so foolish for following the **feather** without watching how far he was going. Then **Little Rabbit** saw a deer and asked the deer if he could tell him how to get back to his home at the edge of the **forest**. The deer could not tell him, and this made **Little Rabbit** even sadder. He wished so much that he had minded **Mother Rabbit** and not wandered into the **forest** chasing the **feather**.

About now, though, **Mother Rabbit** was starting to search for **Little Rabbit**. The animals along the way told **Mother Rabbit** about **Little Rabbit** chasing a **feather** into the **forest**. All the animals thought he was so foolish. **Little Rabbit** was thinking about how the sun came rising over the **forest** each morning, and disappeared over the meadow at night. So **Little Rabbit** decided that if he followed the sun as it crossed the sky, it would lead him through the **forest** and all the way home. As **Little Rabbit** was running and following the sun, he thought of how foolish it was not to listen to **Mother Rabbit**. Ahead of him, **Little Rabbit** saw **Mother Rabbit**, and his heart leaped with joy. He vowed to never disobey her again.

Audience Participation - BSA March Pet Pals

Divide the audience into four groups. Assign each group an action that goes with one of the key words. Practice the actions and noises as you assign each group.

CUB SCOUT: Make a sign and say, "I'll do my best."

LIZARD: Slide your feet on the floor and say, "scurry, scurry."

CAP: Pantomime putting on a cap and say "thoomp" as the cap hits your head.

COAT: Pantomime putting on coat, then say "ziiiiiip" as you zip up your coat.

Also, have the audience follow the narrator in pantomime as the story is told.

Once there was a CUB SCOUT who had a pet LIZARD that he kept in a box. One day the CUB SCOUT looked in the box and the LIZARD was gone. "I guess I'll have to put on my CAP and COAT and look for my LIZARD," he said. So the CUB SCOUT put on his CAP and his COAT, and he put the box in his COAT pocket and went outside to look for the missing LIZARD.

First, the CUB SCOUT looked under the porch (*pantomime looking under porch*). No LIZARD. Next, the CUB SCOUT looked behind a tree (*pantomime*). No LIZARD. Then the CUB SCOUT looked in the bushes (*pantomime*). No LIZARD.

Just as the CUB SCOUT was losing hope of finding his lost LIZARD, the March wind came around the corner of the house and blew the CUB SCOUT'S CAP off. Holding his COAT tightly around him, with the box in his COAT pocket, the CUB SCOUT ran down the street after his CAP (*pantomime*). The CUB SCOUT chased his CAP past the fire hydrant to the street corner.

After looking carefully both ways (*pantomime*), the CUB SCOUT ran across the street after his CAP. The wind was blowing strong, so the CUB SCOUT held his COAT tight around him as he chased the CAP into the park.

Finally the March wind put the CAP down on a rock, and the CUB SCOUT caught up with it. And when the CUB SCOUT picked up his CAP, what do you think he saw? There on the rock, under the CAP, was his lost LIZARD! He picked up the LIZARD, put it in the box, put the box in his COAT pocket, put his CAP on his head and went straight home.

When he got inside the house, the CUB SCOUT took off his COAT and his CAP and took the LIZARD out of the box. To his surprise, he discovered that this wasn't his missing LIZARD after all. Sitting quietly on his desk was the CUB SCOUT'S own LIZARD.

"Oh well," said the CUB SCOUT, "I'll take the new LIZARD to the den meeting this afternoon. Mrs. Smith will put him in our den zoo. Won't she be proud of me?" And with that, the CUB SCOUT put both LIZARDS in the box and went outside to play . . . after putting on his CAP and COAT, of course.

Animal Rescue - BSA March Pet Pals

Divide the audience into six groups. Have each group say its part when its word is read.

(See the resource sheet at the end of this meeting plan for another audience participation option.)

MOM: "Isn't he handsome?"—Place hands on cheeks

DAD: "Now that's a smart dog!"—Point a finger

CUB SCOUT: "I can feed him, I can walk him! Oh please, please, please!"—Place hands together in a pleading way

LITTLE GIRL: "Can we take the puppy home?"—Outstretch arms

SHELTER ATTENDANT: "He needs a good home."—Nods head up and down for yes

JASPER: "Woof, woof."—Holds hands in front like paws

Once upon a time there lived a family of four with a big backyard and a hole to be filled. But it wasn't a hole in the ground; it was a "missing something" kind of hole that needed to be filled. They needed a pet—an animal to love.

So into the car they climbed, this family of four: a CUB SCOUT, a MOM, a DAD, and a LITTLE GIRL. The DAD drove the car while the MOM pointed out the directions. Their destination was to see the SHELTER ATTENDANT at the local animal shelter where animals wait to be taken home and loved again. When they arrived at the animal shelter, the CUB SCOUT jumped out to find what might be inside. Just then, he saw a very nice SHELTER ATTENDANT who greeted him at the door, offering to show him all the many animals staying there. The SHELTER ATTENDANT led the CUB SCOUT and his family into a courtyard where animals were playing. There were many animals, but the CUB SCOUT did his best to have fun with them all. All of a sudden a big excited dog named JASPER appeared. JASPER wagged his tail so much that his tail hit the SHELTER ATTENDANT, almost knocking her off her feet! The MOM laughed, the DAD chuckled, the LITTLE GIRL giggled—and the CUB SCOUT had found a friend. Now, you ask, what about the SHELTER ATTENDANT? Well, she laughed and looked at the CUB SCOUT who, together with the LITTLE GIRL, was hugging the bushy-tailed dog along with MOM and DAD. They had found a pet to love, and JASPER the Wonder Dog had found a home where he could be cared for and loved.

A Legend...Why The Mouse Is So Silky

Pow Wow Book

One day, on his wanderings in the land of the Swampy Cree, Wesukechak, known as Bitter Spirit, saw a big, round stone lying beside the rocky path. Because Bitter Spirit could talk and understand the language of nature, he always spoke to the birds and beasts and many other things. Now he spoke to the stone. "Can you run fast?" he asked.

"Oh yes," answered the stone. "Once I get started, I can run very fast." "Good!" Bitter Spirit cried. "Then you must race me." "I will," answered the stone, "if you can push me to where I can start."

With great difficulty, the maker of magic did so, and without waiting, the stone started to roll downhill, going faster and faster. Wesukechak caught up with it

almost at ground level and mocked it as he ran past. "You are a turtle," he laughed. "You cannot travel fast."

The stone was very angry but did not reply.

Bitter Spirit ran and ran until he was so tired that he fell down on his face and slept soundly. The stone caught up with him at last and rolled up his legs and then onto his back, where it was stopped by his shoulders. It could roll no further. Being a big and very heavy stone, it held Bitter Spirit on the ground so that he could not move. The maker of magic had awakened in pain when the stone rolled onto his legs but he could not escape in time. "Roll off my back, stone," he shouted angrily. "You are heavy...I hurt, and I cannot move."

"You mocked me when you passed me," said the stone, "but you see I have caught up with you. Now that I have stopped, I cannot move until someone sets me rolling again. I must stay here."

For many, many moons, the stone rested on the back of Bitter Spirit and the maker of magic could not help himself to get free. At last, Thunder decided to send some of his bolts of lightning to smash the stone and set Bitter Spirit free.

"And so, O stone, you are punished for holding me here so long," cried the wondermaker as he continued on his way.

His clothes had been torn and worn, so Bitter Spirit threw them into a bark lodge which he saw nearby, ordering that they be mended. They were thrown outside so quickly and had been so well repaired that Bitter Spirit cried out in surprise. "Who are you in that lodge? Come out, so that I may see and reward you."

The maker of magic was much surprised when he saw a little mouse creep out of the lodge. It was an ugly, fat, rough-haired little creature in those days, with a short, stubby nose.

Bitter Spirit picked the mouse up very gently and stroked its little blunt nose until it became pointed. "Now you will be able to smell out your food better", he said.

Next, he brushed and combed its rough hair with his fingers until the hairs of the little creature became soft as down and smooth as the fur of an otter. "Now you will be able to run more easily into little holes in tree trunks when your enemies come."

Wesukechak said, and so it was.

To this day, the mouse is soft and furry and it sniffs daintily with its long nose.

SONGS

“Welcome Song” *BSA Roundtable guide 2013-2014*

Tune: “London Bridge.”

Our Cub Scout pack welcomes you, welcomes you, welcomes you,

Our Cub Scout pack welcomes you

To our meeting.

We hope that you enjoy this night, enjoy this night, enjoy this night,

We hope that you enjoy this night

At our meeting.

“Bingo” *BSA Roundtable guide 2013-2014*

There was a farmer, had a dog,

And Bingo was his name-o

B-I-N-G-O, B-I-N-G-O, B-I-N-G-O,

And Bingo was his name-o.

There was a farmer, had a dog,

And Bingo was his name-o.

(Clap)-I-N-G-O, (Clap)-I-N-G-O, (Clap)-I-N-G-O.

And Bingo was his name-O.

(Repeat. Each time replace one more letter of Bingo’s name with a clap.)

I Know A Cat

Baltimore Area Council – Baloo’s Bugle April 2005 Pet Pals

Sung to Bingo

I know a cat with perky ears,

And kitty is her name-o.

K-I-T-T-Y, K-I-T-T-Y, K-I-T-T-Y

And kitty is her name-o

She makes a sound and it’s “meow”

And Kitty is her name-o

K-I-T-T-Y, K-I-T-T-Y, K-I-T-T-Y

And kitty is her name-o

The Life of a Dog is for Me.

Pow Wow Book

(My Bonnie)

When I’m just a dreamin’ and schemin’

I think of things I’d like to be

And the thing that I’ve finally decided,

The life of a dog is for me, for me!

The life of a dog is for me!

A dog’s life is simply quite lively

Chasing mailmen would really be fun!

I’d torment the cat and I’d chew up your hat,

And then I would lie in the sun, the sun!

And then I would lie in the sun!

When people come by I’d be just a bit shy,

I’d lick them and when I was through,

I’d show them a trick and I’d chase them a stick.

And then I would pee on their shoe, their show!

And then I would pee on their shoe!

I’d lie on the floor and I’d bark at the door.

And when I was wet I would stink

I’d scratch at a flea, and I’d climb on your knee.

And out of the toilet I’d drink, I’d drink!

Out of the toilet I’d drink!

(this is sooo gross!)

JOHNNY HAD A LITTLE DOG

Piedmont Council – Baloo’s Bugle April 2005 Pet Pals

(Tune: Mary Had a Little Lamb)

Johnny had a little dog,

Little dog, little dog.

Johnny had a little dog,

Who’s fur was bright as gold.

And everywhere that Johnny went,

Johnny went, Johnny went,

And everywhere that Johnny went,

The dog was sure to go.

It followed him to pack one day,

Pack one day, pack one day,

It followed him to pack one day,

Which was against the rules.

It made the Cub Scouts laugh and play,

Laugh and play, laugh and play.

It made the Cub Scouts laugh and play

To see a dog at pack.

And so the leader turned it out,

Turned it out, turned it out.

And so the leader turned it out

But still it lingered near.

Why does the dog love Johnny so,

Johnny so, Johnny so,

Why does the dog love Johnny so,

Because he is a Cub.

There Was An Old Woman

Sam Houston Area Council– Baloo’s Bugle March 2006 Our Feathered Friends

1. There was an old woman

Who swallowed a fly.

I don’t know why

she swallowed that fly.

Perhaps she’ll die.

2. There was an old woman

Who swallowed a spider,

Who wriggled and jiggled and tickled inside her.

She swallowed the spider

to catch the fly.

I don’t know why

She swallowed that fly.

Perhaps she’ll die.

3. There was an old woman

Who swallowed a bird.

How absurd! to swallow a bird.

She swallowed the bird

To catch the spider

Who wriggled and jiggled and tickled

Inside her. She swallowed the spider

To catch the fly. I don’t know why

She swallowed that fly. Perhaps she’ll die.

4. cat... Imagine that!

5. dog...What a hog!

6. goat...Just opened her throat

7. cow...I don’t know how

8. horse...She’s dead of course

(that ends the song)

CHEERS / RUN-ONS / JOKES

Cheer or Applause - *BSA Roundtable guide 2013-2014*

Cat's Meow Cheer: "You're the cat's MeeeeOOOOW!"

Alligator Applause: Alligator opens his mouth very slowly, then snaps shut very fast. Both hands together start opening from fingers and palm, keeping wrists together, then snap hands together very fast. Repeat 3 times.

Beehive Cheer: Leader instructs everyone to start humming. When he raises his hands, the humming gets louder. When he lowers his hands, the humming gets quieter.

Coo-Coo Bird Cheer: Coo-coo, coo-coo, coo-coo.

Elephant Cheer: Hold arms down in front of you like a trunk, putting hands flat together. Lean over slightly and swing arms slowly back and forth while bringing fingers of both hands up and down saying "peanuts, peanuts."

Mosquito Applause: With hand, slap yourself on the neck, arms, legs, etc.

Pow Wow Book

Monkey: Put hands under armpits, scratch, hop up and down, and say "Eeek, eek!"

Hippo: Say, "Hip, Hip, Hurray!" in a sultry voice as you wiggle your hips.

BOA Snake: Wiggle body and say, "I'd like to hug you for that!"

Zebra: Gallop hand on lap like a horse running.

Gorilla: Pound on chest and give gorilla yell.

Alligator: Extend your arms completely out in front of your face and clap like an alligator's mouth.

Cheers from various Baloo's Bugles

Bear: Growl like a bear four times, turning halfway around each time.

Beaver: Cut a tree by tapping front teeth together, slap your tail by slapping a palm against your thigh, then yell, "TIMBER!"

Bee: Put arms out to sides pretending to fly, while saying "Buzz, buzz, buzz."

Big Dog: Stand and give a loud "Roof!, Roof!, Roof!" three times.

Billy Goat: Pull on 'beard' three times. Each time you pull, yell "Baaa!"

Bug: When the leader waves hands (as if to "shoo" away a bee or mosquito, make buzzing sound (zzzzzz). When leader finally slaps hands together (as in smacking the bug) everyone stops.

Canary (2000 lb): Put hands on opposite shoulders, while opening and closing elbows, say, "Here, kitty, kitty." Frog: "Ribbit! Ribbit! Ribbit!"

Giraffe: Stretch your neck up, stand on tiptoes. "That was out of sight!"

Horse: Gallop in place saying clippety clop.

Parrot: Make wings with your arms, flap and say, "Polly wants to say, You're GREAT!"

Rabbit: Place hands on head to resemble rabbit ears. Wiggle your nose and your tail. Hop three times.

Road Runner: Beep-Beep-Zoom

Seal: Extend arms, cross hands at the wrist and flap hands several times.

Zebra: "Zee-bra, zee-bra, ZEEEEEEEE-BEST!"

Run-Ons - BSA March Pet Pals

What are the loudest pets? Trum-pets

What kind of cats like to go bowling? Alley cats

What happens if a dog swallows a watch? He has lots of tics.

What kind of dog keeps the best time? A watch dog.

Where do young dogs sleep when they camp out? In pup tents.

Pow Wow Book

Cub1: What is gray and has four legs and a trunk?

Cub2: An elephant of course.

Cub 1: No, a mouse going on vacation.

Cub 1: Will you have a peanut?

Cub 2: No, they are fattening.

Cub 1: What makes you think they are fattening?

Cub 2: Have you ever seen an elephant?

Cub 1: I spotted a leopard today.

Cub 2: Don't be silly. They are born that way!

Cub 1: Why do elephants have so many wrinkles?

Cub 2: I don't know...why do they?

Cub 1: Have you ever tried to iron one?

Cub 1: What kind of animal eats with its tail?

Cub 2: I don't know...what kind does?

Cub 1: They all do, they can't take them off.

Cub 1 and 2: What kind of market does a dog hate...a flea market!

Baltimore Area Council - Baloo's Bugle April 2005 Pet Pals

My dog is really smart.

How smart is he?

Every time I do something cute, he gives me a treat.

I've got a slow dog.

How can you tell?

This morning he brought me yesterday's newspaper.

I finally trained my dog not to beg at the table.

How did you do that?

I let him taste my cooking.

SKITS

Skit or Run-On: I'm a Rabbit *BSA Roundtable guide 2013-2014*

Materials: None.

Cub Scout 1: Ask me if I'm a rabbit.

Cub Scout 2: Okay. Are you a rabbit?

Cub Scout 1: Yes. Now ask me if I'm a porcupine.

Cub Scout 2: Are you a porcupine?

Cub Scout 1: No, remember? I told you I was a rabbit!

Skit: Invisible Pet *BSA Roundtable guide 2013-2014*

Materials: Three Cub Scouts

Cub Scout 1 (dragging a leash behind him): Come on boy, let's go.

Cub Scout 2: What are you doing?

Cub Scout 1: I'm taking my dog for a walk.

Cub Scout 3: I don't see any dog. You're just dragging a leash along.

Cub Scout 1: That's because it is an invisible dog.

Cub Scout 2: Invisible dog?!

Cub Scout 1: My mom says I can have a real dog if I learn to be responsible and take care of it. I have to feed him, and walk him and just be his friend. If I do that, then my folks will take him to the vet and get all his shots.

Cub Scout 3: So you are just practicing on a pretend dog at first?

Cub Scout 1: I am now. The pretend elephant was just WAY too much work!

Lost Dog Skit

Pow Wow Book

(cast: Dave and Bob) setting...Dave is crying.

Dave: Boo hoo hoo!!

Bob: Hey Dave, why are you crying?

Dave: (still sniffing) I lost my dog.

Bob: Maybe he'll come home.

Dave: No, he won't come home. He's lost.

Bob: Why don't you put sign up on a post with the picture of your dog?

Dave: No. It wouldn't do any good.

Bob: Well, why not?

Dave: Because my dog can't read!

Smart Dog Skit

Pow Wow Book

Cast: Tom, John and John's Dog

Tom: That's a nice dog you have.

John: Thank you. He's nice and he's smart.

Dog: Arf!

Tom: A smart dog, huh? What's his name?

John: Snoop.

Dog: Arf!

Tom: What kind of a dog is he anyway?

John: A police dog.

Dog: Arf!

John: Of course he doesn't. He's a police detective in disguise!

Dog: Arf!

ODOR IN THE COURT:

Pow Wow Book

The scene is a courtroom with one person as the judge. A person walks through the court carrying a sign or a stuffed skunk animal. The judge watching says: "Odor in the court! Odor in the court!"

BONE

Piedmont Council – Baloo's Bugle April 2005 Pet Pals

Scene: All the Cubs except one are on the stage. The last Cub will enter at the end of the skit. Adjust to the size of your den.

Cub #1: Hey, did you hear?

Cub #2: No, what?

Cub #1: (Name of the last Cub) found a dinosaur bone in his backyard.

Cub #3: How do you know it was from a dinosaur?

Cub #1: He said it was from Rex, you know, like in Tyrannosaurus Rex.

Cub #4: How did he find it?

Cub #1: He was digging around in the yard.

Cub #5: Did he call the TV news people?

Cub #2: How big of a bone was it?

Cub #3: We better ask him what happened.

(The last Cub enters)

Last Cub: Hi guys, what's up?

Cub #4: Tell us about your bone.

Cub #5: Yeah. Is it from a Tyrannosaurus Rex dinosaur?

Last Cub: Oh, that bone. No, it wasn't from a Tyrannosaurus Rex. It was from Rex.

Cub #1: What other dinosaur is a Rex?

Last Cub: Not a dinosaur. It was my dog Rex! He sure was upset I dug up his bone!

The Raisin

Greater New York Council - Baloo's Bugle March 2000 Bugs & Things

Need: 5 Scouts (1 to be a table).

1st Scout comes out: Gets down on all fours, pretending to be a table.

2nd Scout comes out, looks at the table and declares; "Ah, a fly, I think I'll pull it's wings off" Proceeds to pick it up, pluck the wings, put it back on the table, and walks off.

3rd Scout comes out, looks at the fly on the table and says; "Oh, a fly with no wings, I think I'll pull it's legs off", With great precision and animation, picks up the fly, removes it's legs, and puts it back and walks off.

4th Scout comes out, looks at the fly and announces; "Say, a fly with no wings and no legs, I think I'll pull its head off." Then proceeds as the other Scout before him.

Last Scout comes out looks at the table, then carefully inspects the object with out picking it up and says very quickly "A raisin!" and quickly picks it up and puts it in his mouth

GAMES & ACTIVITIES

Game: Cat's Tail *BSA Roundtable guide 2013-2014*

Materials: Even number of players; pieces of cloth of yarn, different colors for each team

Activity level: Moderate.

Divide the group into two teams. Hide several pieces of cloth or yarn—a different color for each team. One boy on each team is “cat without a tail.” On a signal, all players search for “tails” of their color. As each is found, it is tied to the belt of their cat. The winner is the team whose cat has the longest tail at the end of five minutes.

Game: Pet Mix-Up *BSA Roundtable guide 2013-2014*

This game is played with all the players blindfolded. Divide players into different teams of pet animals with about three on each team. No one is to tell what his animal is. Players are then scattered around the room at random. On signal, the players begin to make their animal calls trying to find their teammates. Players may not make any other noise except the noise that the animal makes. When they find all their team members, they link elbows. The first team to find all their members is the winner.

Activity: Virtual Pet Show *BSA Roundtable guide 2013-2014*

Materials: None


Instead of having a real pet show, boys bring drawings or photos of their pet (see Bear Elective No. 11). Set up an area in the room where the boys can display their “pets.” People can go around the area looking at the virtual pets. Each boy stands next to his pet’s photo and talks about his pet. They can also bring one or two of their pet’s favorite toys, food, or maybe a tape recording of their pet’s voice. Those boys who do not have pets may create imaginary ones (pet dinosaur? pet gorilla?) and have a showing with drawings and other paraphernalia.

Project: Easy Turtle Racers *BSA Roundtable guide 2013-2014*

Materials: Egg carton, permanent markers, marbles, scissors
Cut the cups from the egg carton and use markers to color them so they resemble turtles. Place a marble under each cup. Start your race at the top of a paved incline or wooden ramp and race them down the hill. Try to predict which turtle will win the race.

Project: Page Pets *BSA Roundtable guide 2013-2014*

Materials: Used envelope; colored paper; markers; scissors; glue



Clip a bottom corner from an envelope. Draw the head of your favorite pet on colored paper and cut it out. Glue the head onto the envelope corner. Add eyes, nose, mouth, ears and other features with a marker, or cut it from colored paper and glue it on the envelope corner. Place page pet on the corner of the page as a bookmark.

Croc Crawl Tag

Pow Wow Book

To play: Crocodiles move quickly on their bellies, moving all four legs and wriggling side to side. Players lie on the floor on their bellies about 5 feet apart. At a signal, the players wiggle across the floor (keeping their tummies touching) like a croc in a hurry and try to tag all of the other players before they themselves are tagged.

Banana Game

Pow Wow Book

Equipment: sock or real banana

To play: Players sit on the floor in a circle, with one player in center of the circle. It is important for the players to sit close together with their knees up and their hands tucked under their legs. The banana is passed secretly under the legs of the players in the circle. The person in the middle has to figure out where the banana is. The player caught with the banana trades places with the player in the middle.

Catch the Lion by the Tail

Pow Wow Book

Equipment: a homemade tail (a yellow piece of fabric or rope with a knot in one end)

To Play: The players sit in a circle on the floor. One player, the lion, tucks the tail into his waistband. The lion begins circling the group, touching each child on the head and saying “Lion”. When he decides he wants some action, he touches a player on the head and shouts “Hyena!” The lion then must dash around the circle and take the hyena’s spot before the hyena can grab the lion’s tail. If the lion’s tail is snatched, he remains the lion. If he sits where the hyena was without losing his tail, the hyena becomes the new lion.

Cat and Mouse

Pow Wow Book

Materials: two blindfolds

To play: Everyone gets into a circle, with players about an arm’s length away from each other. This game is best played on grass or carpet and everyone should keep very quiet during each round. Pick one player to be the Cat and one to be the Mouse. Bring them both to the center of the circle and blindfold them. Explain that the Cat is hunting at night and is listening for his prey, the Mouse. The Mouse, naturally, is trying to avoid the Cat. The other players are the trees that will guide the Cat or the Mouse gently back into the circle when either wanders off the playing area. Turn the Mouse and the Bat around several times to slightly disorient them, then let the hunt begin. Allow a little extra time for this game...every player will want a turn.

Spider Race

Heart of America Council- *Baloo's Bugle March 2000 Bugs & Things*

Equipment: Rope

Divide group into set of two boys each. Tie each set of boys together at belt loops or belts. With four arms and legs, they are now spiders. Have the boys compete in a race across the playing area. They must travel with just their hand and feet touching the ground.

SNACKS

NOTE: Be aware of food allergies and diet restrictions.

Spider Hot Dogs

Pow Wow Book

Cut hot dog from the center out, leaving about 1" center. Cut on both sides, so you have 4 legs on each side. Broil in oven until legs curl. Remove, add mustard or ketchup for eyes in the center.

BANANA DOGS

Piedmont Council – Baloo's Bugle April 2005 Pet Pals

Ingredients:

- 3/4 cup peanut butter, any style
- 2 tablespoons honey
- 4 hot dog buns, split
- 2 small bananas
- 1 tablespoon lemon juice

Directions:

1. Put peanut butter and honey in a small bowl. Stir.
2. Spread 3 tablespoons of peanut butter-honey mixture on one hot dog bun.
3. Prepare 3 other hot dog buns the same way.
4. Peel and halve the bananas length-wise.
5. With a pastry brush, coat the 4 banana halves with lemon juice. This will help keep the banana from turning brown. Place one banana half in each hot dog bun.
6. Wrap each sandwich in clear plastic wrap.

Cat Cookies

Santa Clara County Council – Baloo's Bugle April 2005 Pet Pals

Ingredients:

- 1 package refrigerated sugar cookie dough
- 1 Tbsp. flour



Red cinnamon candies

Directions:

1. Sprinkle flour on a clean, flat surface and roll out cookie dough.
2. Cut out cookies in the shape of a cat head or body using a cookie cutter.
3. Carefully transfer cookies to cookie sheet.
4. Bake according to package directions.
5. Allow the cookies to cool on the cookie sheet for about 3 minutes then press cinnamon candies in place for the eyes and nose.
6. Transfer to wire rack to continue cooling.

Pawprint Cupcakes

Pow Wow Book

Prepare cupcakes as directed on the cake mix box. Frost the cupcakes, then sprinkle with coconut, for a furry paw. Top each cupcake with a small mint patty. Then place 3 "junior mint" or chocolate chips around the patty for claw marks.

Sea Dogs (Octopus)


Pow Wow Book

Cut slits along the length of a hot dog, stopping about 1" from the end, to create 8 dangling arms. Boil hot dogs. Set the hot dog on top of seaweed noodles (spinach noodles, cooked). Add a mustard or ketchup face.

Brown Sugar Turtle Pralines

Santa Clara County Council – Baloo's Bugle April 2005 Pet Pals

A praline is a rich, pastry-shaped candy made with sugar,



cream, butter, and pecans. Make some turtle pralines that look like your pet turtle.

Ingredients:

- 2 cups pecan halves
- 2 cups light brown sugar
- 1 cup light cream
- 2 Tbsp. butter

Directions:

Adults need to be watching this process closely!!

1. With a paring knife, cut ½ cup pecan halves into quarters by cutting each pecan horizontally into two pieces. Set aside.
2. Use the wooden spoon to combine the light brown sugar and the cream in the saucepan.
3. Bring the sugar and cream mixture to boil over a medium heat, stirring constantly.
4. Clip a candy thermometer to the side of the saucepan. Continue to cook mixture until the thermometer reads 238°F.
5. Remove the pan from the heat. Stir in the butter. Stir in the remaining 1½ cups of pecan halves.
6. Beat the candy for 2 minutes or until it loses its shine.
7. Drop the candy by tablespoon onto waxed paper. Use the back of the spoon to shape the patties into a round shape.
8. Use the pecan quarters to decorate the candies to look like turtles. Put 2 pecan quarters at the front and 2 at the back for legs. Put 1 pecan quarter in between the front legs as a head.
9. Refrigerate the candy until cool, for at least 30 minutes, before serving. Makes about 24 candies.